

STELLAIRE

WITH
MY DESIGN SNAP

brother
at your side

STELLAIRE

Get ready for a stellar sewing and embroidery experience with the incredible new Stellaire lineup from Brother, featuring the Innov-ís XJ1 sewing, embroidery and quilting machine, and the Innov-ís XE1 embroidery machine. Packed with the latest luxury features you've yearned for as an experienced sewing and embroidery enthusiast, yet so easy to learn with its library of built-in instructional videos. With an easy-to-use mobile app, precisely position your designs and create one of a kind projects. With power, designs and space to create, it's time to bring Stellaire home.





*Mobile device compatibility may vary. Visit www.brother.com.au for details. In some cases, there may be some difference between the LCD view and actual embroidery stitch-out.

LARGE 10.1" HIGH DEFINITION LCD DISPLAY WITH CRYSTAL CLEAR VIEWING



EXPANDABLE LIBRARY OF BUILT-IN TUTORIAL VIDEOS

Become a Stellaire pro! The built-in tutorials make learning easy. View the tutorial videos directly on the high-definition LCD display, from basic operations, to embroidery to maintenance; or stream your own using the industry standard MP4 format.




INTUITIVE USER INTERFACE

Large, crystal-clear icons, colour navigation, scrolling menu, and the ability to view your design properties in preview mode. Easily view your embroidery design on a white, gray or black background, making it easy to see the detail of the embroidery.



ZOOM AND ADJUSTMENT FEATURES

View your creations in crisp, vivid colour and watch them become larger than life with the zoom function of up to 800% within My Design Center (and up to 200% in other modes). Easily adjust your design by rotating in .1 degree increments.



EXPANSIVE WORKSPACE AND EMBROIDERY AREA

ROOM TO CREATE

Enjoy 56 square inches of workspace – enough room to accommodate your larger projects, such as bed quilts.

LARGER 9.5" X 14" EMBROIDERY FRAME

Make your projects larger than life with the 9.5" x 14" frame.

No more re-hooping when you want to combine 4" x 4" or 5" x 7" designs. This frame is large enough to combine designs so you can stitch them out in one hooping.

11.25"
NEEDLE
TO ARM



INTRODUCING THE NEW MY DESIGN SNAP MOBILE APP

PRECISE DESIGN PLACEMENT IS A SNAP



Design placement has never been easier. With the My Design Snap mobile app, perfectly place your design exactly where you want it every time.[†] The Snowman Embroidery Positioning Marker works with the My Design Snap app on your mobile device.* Simply place the Snowman where you'd like the design to be embroidered and hoop your project. Snap a picture of the embroidery area using your mobile device, preview it on screen, and you're ready to embroider! The design will automatically rotate and position itself in the designated space.

*Mobile device compatibility may vary. Visit www.brother.com.au for details.
[†]In some cases, there may be some difference between the LCD view and actual embroidery stitch-out.

TAKE A SNAP OF YOUR BACKGROUND

The ability to view the entire embroidery area provides virtually endless creative options and helps ensure that all your projects are perfect. Hoop your fabric and use the My Design Snap app on your mobile device* to snap a picture of the area. The image is sent to your machine through your wireless network so you can easily select, position and colourise your embroidery designs to get the perfect combination. Or, use the background image and draw or trace a portion where you would like to add embroidery. The machine will allow you to fill in any areas that you select, giving you the ability to enhance any ordinary piece and turn it into a stunning creation.



TURN JUST ABOUT ANYTHING INTO EMBROIDERY!

Creating a custom personal work of art has never been easier. Use the My Design Snap mobile app to turn line art, handwriting, or an illustration into embroidery data. It's as easy as 1-2-3.

LINE ART SNAP & EMBROIDER

Take children's drawings and turn them into forever keepsakes.

Or, draw your own line art and snap the image using the My Design Snap app on your mobile device.* The image is sent to your machine through your wireless network, and then converted into embroidery data. Use the embroidery data to create unique works of art.

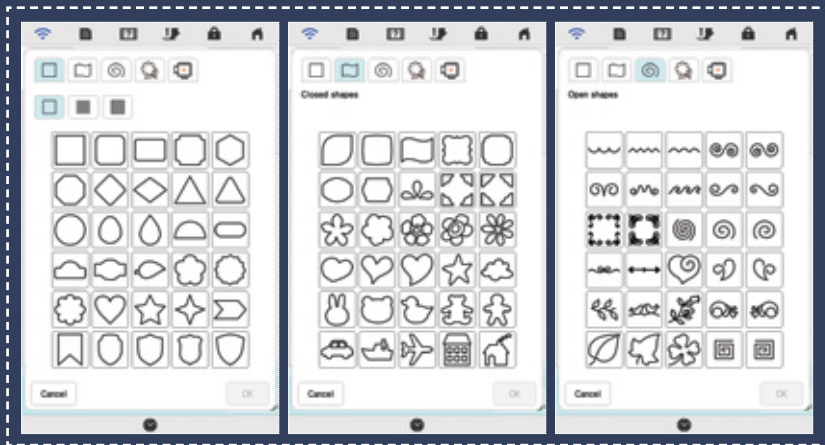
ILLUSTRATION SNAP & EMBROIDER

Have an illustration that you love? You can turn that favourite image into embroidery with the My Design Snap app and My Design Center! Simply snap a pic of the image using the My Design Snap app on your mobile device.* The image is sent to your machine through your wireless network, and then converted into embroidery data. Let your creativity flow by combining the different decorative fills in your image to create beautiful, one-of-a-kind embroidery designs.



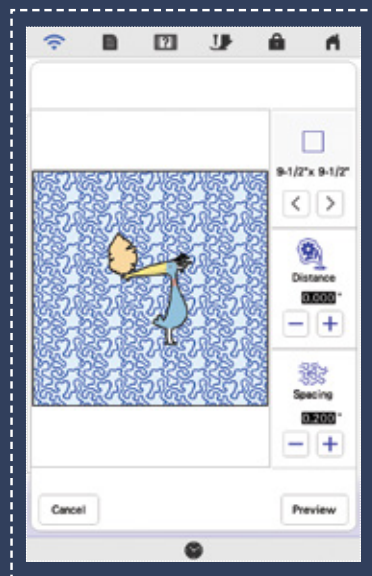
*Mobile device compatibility may vary. Visit www.brother.com.au for details.

MY DESIGN CENTER



BUILT-IN SHAPES AND FILL PATTERNS

Use the built-in library of editable shapes to expand your creative possibilities. My Design Center comes with 60 closed shapes, 30 open shapes, and 5 line types that can be used alone or combined to create unique embroidery projects. Let your imagination flow. With stitch selection choices and decorative fill options and stitch settings, the possibilities for creating unique embroideries are virtually endless.



INSTANT PATTERN AND DECORATIVE STIPPLE

Add stippling or a decorative fill around any embroidery design, whether built-in or imported. Generate a stamp pattern outline and then select it in the Stamp menu. Choose from 15 built-in decorative fill patterns or select Stipple Stitch and the machine does the rest. You can even add multiple fills to separate sections. With the enhanced preview mode, see both the scanned design and selected stippling before you embroider.

EMBROIDERY FEATURES AT YOUR FINGERTIPS

EMBROIDERY DESIGN EDITING

Easily edit your embroidery designs and fonts. Combine designs, add text to designs, duplicate, rotate, mirror and resize with stitch recalculation directly on the embroidery machine, no computer required. With the border function, begin with a small design and turn it into a border for pillowcases, towels, or curtains. With the ability to undo and redo up to 10 times while editing, you don't have to worry if you make a mistake.

ENHANCED LETTER EDITING

Take your text editing skills to the next level. The enhanced letter editing allows you to manipulate your text on screen. Arc text easily with the array tool or place it on a diagonal. Resize to a specific size, slice the text apart to edit individual letters. Letters can be moved up/down/left and right individually or as a group. The knife tool allows you to divide the letters and move them individually. The letters can be rotated and have different fonts applied to each letter if desired.

ENHANCED THREAD COLOUR PALETTES

Our already generous thread colour palette has been enhanced with the addition of Iris, Floriani, Simplicity, and Polyfast brands. You can even combine to use your favourite colours from multiple brands.

COLOUR SHUFFLING FUNCTION WITH NEW 'FAVORITE' FEATURE

Colour shuffling has never been easier or given you more control. Choose the colours you wish to include in the embroidery design and save up to 9 different variations of the design to select your favourite colour combination. For even more customisation, after choosing the desired colour combination, use the Editing function to resize your design with stitch recalculation to fit the embroidery design in the desired location, ensuring a lovely stitch out.

FAST EMBROIDERY SPEEDS

Create more in less time with embroidery speeds up to 1,050 stitches per minute.



Let your imagination and creativity run wild with the extensive library of over 725 built-in embroidery designs.

DISNEY IS IN OUR DNA

The Stellaire has the magic of 101 Disney embroidery designs built right in, featuring Mickey Mouse, Minnie Mouse, Goofy and Pluto. Plus, your favourite characters from *Frozen*, *Finding Nemo* and *Cars*!

101
BUILT-IN DISNEY
EMBROIDERY DESIGNS



Disney designs vary in sizes available.

SEWING FEATURES

BUILT-IN SEWING STITCHES AND FONTS

Enjoy a library of 727 built-in decorative stitches and 4 sewing fonts – 3 alphabet and 1 Cyrillic.

COMBINE STITCHES FOR MULTIPLE USES

Love a certain stitch combination? Now you can combine built-in stitches to create a one-of-a-kind stitch that can be saved for future use. Simply select from the built-in stitches, preview the combined stitches and edit them with mirror image, length, width, and elongation tools. The finished stitch combination can be saved and used whenever you'd like.

FAST SEWING SPEEDS

Finish projects faster with sewing speeds up to 1,050 stitches per minute.

SEW STRAIGHT LASER VISION GUIDE

Sewing straight has never been easier with the built-in laser guide. The bright laser line makes it easy to view on darker fabrics, as well as the wide range that extends up to 19mm. Use the guideline to create flying geese without any marks on your fabric. Sew decorative stitches at precisely the distance you'd like by setting the laser guide and guiding the fabric along the laser guideline.

ADVANCED PRESSER FOOT CONTROL

Automatically raises after trimming and lowers when you start sewing.





brother



11

S11000

ACCESSORIES TO ENHANCE YOUR MACHINE

INCLUDED ACCESSORIES

INCLUDED EMBROIDERY FRAMES

Embroider larger projects such as quilts and jacket backs with the 9.5" x 14" frame and use the 5" x 7" frame for embroidering on clothing and blankets. The Innov-ís XJ1 adds the 9.5" x 9.5" and 4" x 4" embroidery frames for more symmetrical designs.

INCLUDED SEWING & EMBROIDERY FEET

Innov-ís XE1 includes embroidery foot with LED pointer (W+). Use the Droplight Embroidery Foot with the LED pointer to easily see your needle drop position. Add 10 additional feet with the Innov-ís XJ1, including: buttonhole (A), zigzag (J), zipper (I), button sewing (M), overcasting (G), monogramming (N), 1/4" with guide, dual feed motor-driven walking, free-motion open toe quilting (O), and straight stitch.

ADJUSTABLE PRESSER FOOT KNEE LIFTER

(INNOV-ÍS XJ1 ONLY)

Raise and lower the presser foot "hands-free" to maneuver fabric as you sew with three adjustable positions for maximum leg comfort.

ACCESSORY CASE

(INNOV-ÍS XJ1 ONLY)

Designed to fit within the arm of the Stellaire Innov-ís XJ1, the accessory case will keep all your tools neatly organised and out of your way when not in use.

OPTIONAL ACCESSORIES

ADVANCED EMBROIDERY FRAMES WITH CAMERA POSITIONING LABELS

- 4" x 4" square hoop for small embroidery projects such as bags, pockets, and accents
- 5" x 7" hoop for medium sized designs
- 9.5" x 9.5" square hoop for larger projects such as jackets, blankets, and quilt squares
- 9.5" x 14" extra-large hoop works well for blankets, curtains, and other very large designs

PE-DESIGN 11 AND PE-DESIGN 11 UPGRADE

Personal Embroidery and Sewing Digitising Software

- 1,000+ built-in designs and 130 built-in fonts
- Full-featured PhotoStitch with enhanced Auto Punch and Cross Stitch wizards
- ScanNCut compatible for importing FCM files and sending to CanvasWorkspace

WIDE EXTENSION TABLE

(INNOV-ÍS XJ1 ONLY)

- Expand the work area of your Stellaire Innov-ís XJ1 with this easy-to-attach wide extension table
- Includes built-in storage for your knee-lifter
- Printed ruler is great for last-minute adjustments

LIMITED EDITION: DISNEY SCANNCUT DX

Home and Hobby Cutting Machine

- 132 built-in Disney designs, plus 20 bonus Disney Designs available*
- Thin fabric auto blade designed to cut fabric used for quilting and raw edge appliqué purposes‡
- Cut a wide variety of materials such as foam and felt, virtually effortlessly, up to 0.1" (3mm) thickness with auto blade‡
- SVG file readability
- Use most PES/PHC/PHX embroidery files for cutting, drawing, embossing~ and foiling~ data** (SDX2200D)



*The 20 bonus designs will be available with Firmware Update Ver.1.40 in October 2019. ‡Material compatibility may vary. Always perform trial/test cut to confirm a successful cut. **Reads most PES/PHC/PHX embroidery files. To read PHX file, software version should be 1.1x or higher. ~Optional accessories required, sold separately.

BUSINESS BOOST

Do you dream of taking your hobby to the next level? Do you already create items to sell?

The latest technology, fast stitching speeds and precision results in the Stellaire make it the ideal machine to expand your creative talents into a profitable business.*

Personalise gifts and create items such as appliqué team badges. With its easy-to-use design capabilities, the Stellaire is a perfect business partner for you.



*Disney not for commercial use. Business profitability will vary based on a variety of factors.

BUSINESS READY FEATURES:

- Easy text edit functions and multiple font stitches for quick personalisation.
- Auto jump stitch trimmer means the Stellaire automatically trims threads for faster completion times and a more professional look.
- Undo/redo up to 10 times in embroidery edit mode provides flexibility when designing or creating.
- Stitch-to-block function lets you resize patterns without losing density, so you can increase or decrease patterns to almost any size.
- Create multiple appliqué badges at once, with the touch of a button. Sew in multiples using large embroidery area of 9.5" x 14".
- Optimise productivity with the colour sort feature, which groups the same colours together.
- Easily position embroidery designs and needle start placement with My Design Snap. Stitch in precisely the right place.†
- Use the My Design Snap app to convert line art, handwriting, or illustrations into embroidery. For example: simple logos.

†In some cases, there may be some difference between the LCD view and actual embroidery stitch-out.



GENERAL FEATURES

Workspace	11.25" needle to arm and 5" height from sewing bed to top of machine arm
Lighting	Almost 11" of full-spectrum lighting around the needle, in adjustable five settings, including off
Needle threader	Automatic needle threading system
Bobbin winder	Separate bobbin winder system with adjustable winding speed
Wireless	Wireless LAN capability for exchange of embroidery data with PE DESIGN 11; links machine with My Design Snap mobile app
Thread tension	Automatic thread tension
Thread cutter	Automatic thread cutter
Presser foot	Extra high lift presser foot
Thread sensors	Thread sensors for upper and lower threads
Teaching movies	Up to 24 built-in teaching videos and MP4 playability
Start/Stop button	Ergonomic large start/stop button
Environment	Save energy with Eco and Deep Sleep modes
My Design Center	Create your own designs on-screen
My Design Snap	Mobile app for perfect placement of embroidery designs
LCD Display	Large and clear 10.1" built-in HD LCD display
Intuitive user interface	Easy-to-use screen layout and realistic preview of selected stitches and patterns
USB connectivity	Two high-speed ports, can connect by mouse as well as optional external USB embroidery card reader
Operational languages	12 built-in languages
Safety features	Presser foot and needle changing key for safe operation; screen lock
Update	Software update capability

EMBROIDERY FEATURES

Embroidery area	Large 9.5" x 14" embroidery area
Built-in designs	727 embroidery designs including 101 Disney, monogram and buttonhole shapes
Built-in fonts	24 embroidery fonts (22 Alphabet & 2 Cyrillic)
Text edit functions	Simplified user interface for text input and editing, with various editing capabilities such as curving, arraying, and space adjustment
Font sizes	S/M/L size for font designs
Built-in frame designs	140 frame pattern combinations
Thread trimming	Jump stitch thread trimming with thread wiper
Density	On-screen auto density adjustment (Stitch-To-Block) available for embroidery and letters
LED pointer	Laser pointer for precise pattern placement
Advanced editing functions	Design editing, flip designs horizontally, pattern rotating (0.1, 10 and 90 degrees), drag and drop operation, zoom up to 200%
Basting	Embroidery basting
Colour Shuffling	Choose one thread brand with more colour variations, with pinning, and favourite mark capability
Stippling	No-fuss stippling in embroidery edit
Selection	Advanced multiple design selection
Colour change	Direct touch button for changing colours of embroidery pattern
Resume function	Resume function
Appliqué creator	Multiple appliqués in one hoop
Optimised colour sorting	Colour sort feature and direct touch button for optimised embroidery
Frame detection	Automatic embroidery frame size detection
Progress bar	Progress bar allows you to see the current needle point, or to move forwards/backwards
Thread palettes	Selectable thread brand for built-in and external designs
Included frames	Two standard frames included: 9.5" x 14" and 5" x 7"; Innov-ís XJ1 adds 9.5" x 9.5" and 4"x4" frames.

STELLAIRE

Innov-is XJ1



The Innov-is XJ1 is not only a sewing machine. It is also equipped with an embroidery unit to create beautiful embroideries.

STELLAIRE

Innov-is XE1



SEWING FEATURES

Built-in sewing stitches	727 utility, decorative stitches and buttonholes
Lettering fonts	Four sewing lettering fonts (3 Alphabet, 1 Cyrillic)
Sewing speed	Sew up to 1,050 stitches per minute
Combination stitches	Individual adjustment for combined stitches (depending on category)
My Custom Stitch	Combine and edit custom stitches; includes 185 built-in sample stitches
Laser guideline marker	Guideline marker with 14mm side shift capability
Automatic presser foot pressure	Automatic Height Adjuster (AHA) for automatic presser foot pressure
Lock stitch	Reinforcement stitch at start and end of sewing
Dual feed	Digital Dual Feed System for even and consistent sewing on all fabrics
Pivot and foot height	Lightning-quick pivoting functionality with customisable foot height
SFDS	Square feeding system with powerful and long feed dogs
Needle plate detector	Needle plate detector for safe operation
Straight stitch	Straight stitch needle plate and straight stitch foot included
Ruler	Ruler design with zero mark at the needle
Free motion	Free motion mode to automatically adjust foot height
Drop feed function	Automatic feed dog switching
Automatic presser foot functions	Level up/down automatically, button down, knee lift, and pedal

brother

at your side

